

Table of Contents

Introduction

Welcome Letter	4
Helpful Family Resources	5

Weekly Activities

Week 1 Activities	13
Week 2 Activities	23
Week 3 Activities	33
Week 4 Activities	43
Week 5 Activities	53
Week 6 Activities	63
Week 7 Activities	73
Week 8 Activities	83
Week 9 Activities	93

Appendices

Appendix A: Activity Cards	103
Appendix B: Answer Key	119
Appendix C: Parent Handbook	123




Does Not Belong

Directions: Make an X on the pictures that do not belong.

1 Which is not a fruit?



2 Which is not an insect?



3 Which is not a house?



4 Which is not a cat?



Beach Number Match

Directions: Color the picture.

Color Code

1 = red

2 = blue


3 = light blue

4 = yellow

5 = brown

6 = black

7 = pink





Count and Match

Directions: Touch and count the objects. Draw a line to match the number.

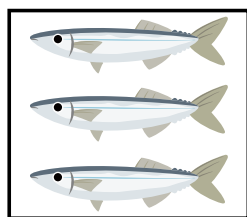
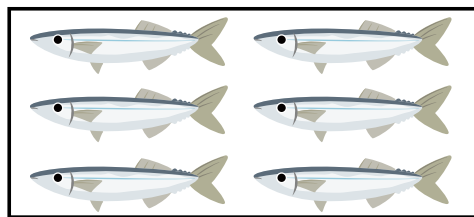
1



2



3



Handprint Art

Materials

- ◆ white paper
- ◆ paint
- ◆ paintbrush
- ◆ crayons

Directions

- 1 Have an adult paint your hand. Press your hand down on a sheet of paper to make a handprint.
- 2 Allow the paint to dry. Use crayons to add details to your handprint to make it into an animal or another object.
- 3 Share your handprint art with a friend. Describe the details you added to your handprint.

