

# Developing Reading Skills Using Fairy Tales

Grades 1-3

Written by Ruth Solski  
Illustrated by Jimmy Claridy and S&S Learning Materials

## About the author:

Ruth Solski was an educator for 30 years. She has written many educational resources over the years and is the founder of S&S Learning Materials. As a writer, her main goal is to provide teachers with a useful tool they can implement in their classrooms to bring the joy of learning to children.

ISBN 978-1-55035-920-6  
Copyright 2008

Published in the U.S.A by:	Published in Canada by:
On The Mark Press	S&S Learning Materials
3909 Witmer Road PMB 175	15 Dairy Avenue
Niagara Falls, New York	Napanee, Ontario
14305	K7R 1M4
www.onthemarkpress.com	www.sslearning.com

## Permission to Reproduce

Permission is granted to the individual teacher who purchases one copy of this book to reproduce the student activity material for use in his/her classroom only. Reproduction of these materials for an entire school or for a school system, or for other colleagues or for commercial sale is **strictly prohibited**. No part of this publication may be transmitted in any form or by any means, electronic, mechanical, recording or otherwise without the prior written permission of the publisher. "We acknowledge the financial support of the Government of Canada through the Book Publishing Industry Development Program (BPIDP) for this project." Printed in Canada. All Rights Reserved

# At A Glance

## Learning Expectations

*Goldilocks and the Three Bears*

*The Three Little Pigs*

*Little Red Riding Hood*

*Three Billy Goats Gruff*

*Little Red Hen*

*The Gingerbread Man*

*The Ugly Duckling*

*The Elves and the Shoemaker*

*The Four Musicians*

*Jack and the Beanstalk*

### Reading Comprehension Skills

Recalling Details	•		•		•	•		•	•	
Recalling Events					•	•		•	•	
Sequential Ordering of Story Events		•				•	•			
Drawing Conclusions	•									
Character Evaluation			•	•		•				•
Making Inferences	•		•	•	•	•		•	•	

### Phonetic Skills

Initial Consonants	•					•				
Long and Short Vowels		•	•		•		•			•
Sound Substitution		•		•	•					•
Blend Recognition				•						
Digraph Recognition								•		
Rhyming Words				•					•	

### Vocabulary Skills

Antonyms, Synonyms	•			•						•
Word Families		•			•					
Adding Suffixes			•							
Syllabication, Compound Words						•				•
Alphabetical Order				•						
Word Meanings							•	•	•	

### Creative Thinking

Dramatization	•	•								
Brainstorming Ideas			•		•				•	
Illustrating Ideas			•		•	•	•		•	•
Developing Story Writing Skills				•		•		•		•

# Developing Reading Skills Using Fairy Tales

## Table of Contents

At A Glance™ .....	2
Teacher Assessment Rubric .....	4
Student Assessment Rubric .....	5
About This Book .....	6
Fairy Tale 1: <b>Goldilocks and the Three Bears</b> .....	10
Reading Activities .....	14
Fairy Tale 2: <b>The Three Little Pigs</b> .....	18
Reading Activities .....	22
Fairy Tale 3: <b>Little Red Riding Hood</b> .....	26
Reading Activities .....	29
Fairy Tale 4: <b>The Three Billy Goats Gruff</b> .....	33
Reading Activities .....	37
Fairy Tale 5: <b>The Little Red Hen</b> .....	41
Reading Activities .....	45
Fairy Tale 6: <b>The Gingerbread Man</b> .....	49
Reading Activities .....	53
Fairy Tale 7: <b>The Ugly Duckling</b> .....	58
Reading Activities .....	62
Fairy Tale 8: <b>The Elves and the Shoemaker</b> .....	66
Reading Activities .....	70
Fairy Tale 9: <b>The Four Musicians</b> .....	74
Reading Activities .....	78
Fairy Tale 10: <b>Jack and the Beanstalk</b> .....	82
Reading Activities .....	86
<b>Fairy Tale Creative Activity Cards</b> .....	90
<b>Answer Key</b> .....	93
<b>Manipulative Sequence Activities</b> .....	97

# Goldilocks and the Three Bears

Answer each question with a good sentence.

1. Who were the characters in the story?

---

---




---

2. Why did the three bears go out for a walk?

---

---

3. Draw pictures of the three different things that Goldilocks found in the three bear's house. Name each one.

		
<input type="text"/>	<input type="text"/>	<input type="text"/>

4. Why did Goldilocks like the Baby Bear's bowl, chair, and bed the best?

---

---

5. Do you think Goldilocks should have gone into the bears' house when they were not home? Tell why.

---

---

6. What do you think the bears might do to their home after Goldilocks' visit?

---

---

# Goldilocks and the Three Bears



Mother Bear put porridge in three bowls.

Bowl begins with the sound that "Bb" makes.

Cut out the pictures that begin with the sound that "Bb" makes.

Glue them in the big bowl.

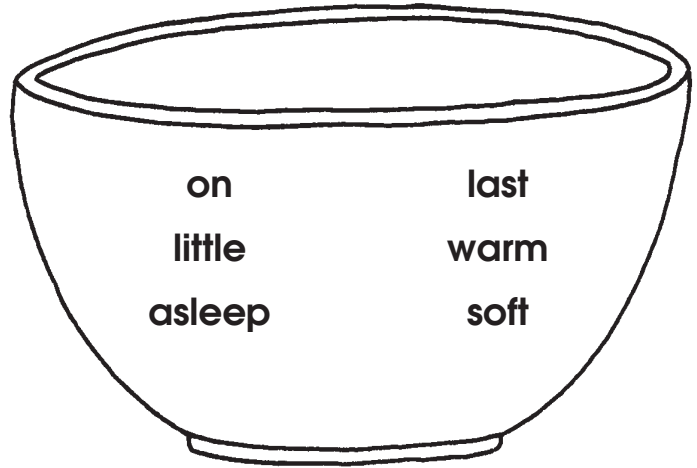
## Bb bowl



# Goldilocks and the Three Bears

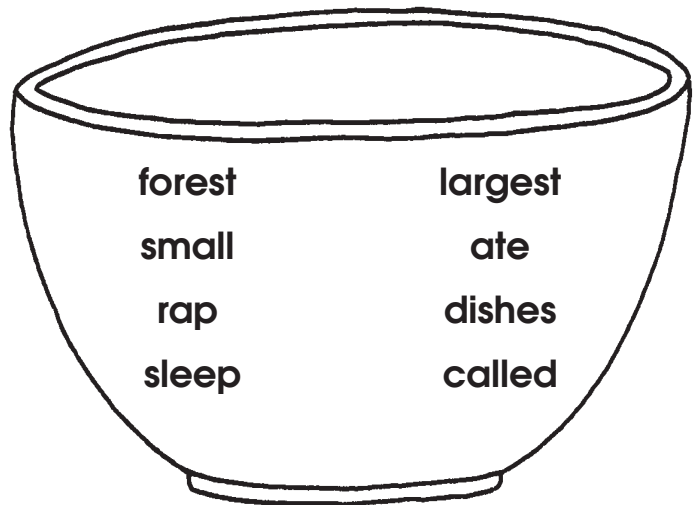
A. Choose words from the bowl to make pairs of antonyms.

1. hard \_\_\_\_\_
2. big \_\_\_\_\_
3. cool \_\_\_\_\_
4. first \_\_\_\_\_
5. off \_\_\_\_\_
6. awake \_\_\_\_\_



B. Match the words in the bowl to words that mean the same.

1. knock \_\_\_\_\_
2. little \_\_\_\_\_
3. shouted \_\_\_\_\_
4. bowls \_\_\_\_\_
5. tasted \_\_\_\_\_
6. biggest \_\_\_\_\_
7. rest \_\_\_\_\_
8. woods \_\_\_\_\_



## Goldilocks and the Three Bears

Color the pictures in the shapes neatly.

Cut along the dotted lines carefully.

Tape each fairy tale character to one end of a ruler.

Now you have a fairy tale stick puppet.

Use the stick puppets to tell the story of Goldilocks and the three Bears.

