

Practice Manuscript

Traditional Style

Sailing through Handwriting Series

Grades PreK-2

Written by Marie-Helen Goyetche

Illustrated by Ric Ward, Lucas Jones, and S&S Learning Materials

About the author: Marie-Helen Goyetche is the author of over 100 parenting/educational articles for national and regional magazines. When Marie-Helen isn't writing, she teaches in an elementary school and at the local community college in Early Childhood Education. Marie-Helen lives with her husband and her two sons.

ISBN 978-1-55035-882-7

Copyright 2007

Revised October 2008

All Rights Reserved * Printed in Canada

Permission to Reproduce

Permission is granted to the individual teacher who purchases one copy of this book to reproduce the student activity material for use in his/her classroom only. Reproduction of these materials for an entire school or for a school system, or for other colleagues or for commercial sale is **strictly prohibited**. No part of this publication may be transmitted in any form or by any means, electronic, mechanical, recording or otherwise without the prior written permission of the publisher. "We acknowledge the financial support of the Government of Canada through the Book Publishing Industry Development Program (BPIDP) for this project."

Published in the United States by:
On The Mark Press
3909 Witmer Road PMB 175
Niagara Falls, New York
14305
www.onthemarkpress.com

Published in Canada by:
S&S Learning Materials
15 Dairy Avenue
Napane, Ontario
K7R 1M4
www.sslearning.com

Sailing through Handwriting Series



Table of Contents

At A Glance	2
Teacher Assessment – Six S’s Rubric	4
Student Assessment – Six S’s Rubric	4
Teacher Guide	
The Analogy – Handwriting and Sailing	5
Organization of the Resource	5
Here’s our Crew!	6
Paper Position Diagram.....	6
Dolch Sight Words	7
Reproducible Worksheets	
Manuscript Alphabet (Traditional Style)	8
Letters Aa to Zz	9
Letters from our Sailors.....	55
Certificate	61
Answer Key	62

Manuscript Alphabet (Modern Style)



Use these dotted letters to remind you how to print each of the uppercase and lowercase letters, and the numbers 0 to 9.

Ahanu

Aa Bb Cc Dd Ee

Ff Gg Hh Ii Jj

Kk Ll Mm Nn Oo

Pp Qq Rr Ss Tt

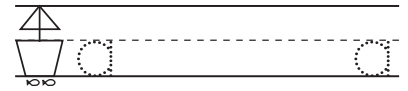
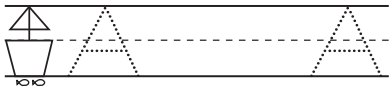
Uu Vv Ww Xx Yy

Zz

0 1 2 3 4

5 6 7 8 9

Name: _____



Write the word: **and**

and

Write the sentence: Art is the best!



Read the following Table of Contents from an **art** book and answer the questions below.

Bonita

Book Title:

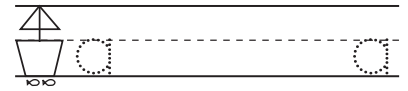
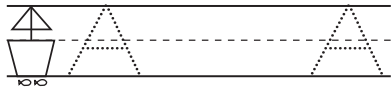
Wonderful
Art Ideas

Table of Contents

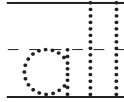
Chapter 1: Paper and Paste.....	1
Chapter 2: Clay and Dough.....	25
Chapter 3: Print and Paint.....	43
Chapter 4: Sculpture.....	67
Index:.....	80

- a) Where would you find information on glue?
- b) If you are on page 26, what chapter would you be reading?
- d) In which chapter would you find information about colors?
- e) Are there 70, 80, or 90 pages in the book?

Name: _____



Write the word: **all**



Write the sentence: All alligators eat fish.



Here are eight words that go with **alligators** but the letters are all mixed up. Rewrite the letters in the right order.

Issa

1. ahtch

5. mwspa

2. treaw

6. gges

3. egren

7. atil

4. sspto

8. eetht

