

# Spelling Blacklines

Grade 3

Written by Margot Southall  
Illustrated by S&S Learning Materials

ISBN 978-1-55035-792-9

Copyright 2007

All Rights Reserved \* Printed in Canada

#### Permission to Reproduce

Permission is granted to the individual teacher who purchases one copy of this book to reproduce the student activity material for use in his/her classroom only. Reproduction of these materials for an entire school or for a school system, or for other colleagues or for commercial sale is **strictly prohibited**. No part of this publication may be transmitted in any form or by any means, electronic, mechanical, recording or otherwise without the prior written permission of the publisher. "We acknowledge the financial support of the Government of Canada through the Book Publishing Industry Development Program (BPIDP) for this project."

Published in the United States by:  
On The Mark Press  
3909 Witmer Road PMB 175  
Niagara Falls, New York  
14305  
[www.onthemarkpress.com](http://www.onthemarkpress.com)

© On The Mark Press • S&S Learning Materials

Published in Canada by:  
S&S Learning Materials  
15 Dairy Avenue  
Napanee, Ontario  
K7R 1M4  
[www.sslearning.com](http://www.sslearning.com)

OTM-1836 • SSR1-36 Spelling Blacklines Gr. 3

# Table of Contents

At A Glance .....	2
Teacher Information .....	4
Reproducible Book Cover .....	5

## Reproducible Student Work Sheets


Unit 1: Review of Short Vowels .....	6
Unit 2: Review of Consonant Blends .....	9
Unit 3: Digraphs ch, sh .....	12
Unit 4: Digraphs th, wh .....	15
Unit 5: 3-Letter Consonant Clusters .....	18
Unit 6: Long Vowel /a/ in a_e, ai, ay .....	21
Unit 7: Long Vowel /e/ in e, ea, ee, ie, ey .....	25
Unit 8: Long Vowel /i/ in i, i_e, ie, igh .....	29
Unit 9: Long Vowel /o/ in o, oa, o_e, ow .....	33
Unit 10: Long Vowel /u/ in u, ue, u_e, ew .....	37
Unit 11: Y as a Vowel .....	40
Unit 12: Vowel + r in ar, or .....	43
Unit 13: Vowel + r in er, ir, ur .....	46
Unit 14: Diphthongs oi, oy .....	49
Unit 15: Diphthongs ou, ow .....	52
Unit 16: Vowel + l and w Spelled au, aw, all, alk .....	56
Unit 17: 2 Sounds of Letters oo .....	60
Unit 18: Double Consonants .....	65
Unit 19: Suffixes ed, ing .....	68
Unit 20: Regular Plurals s, es .....	72
Unit 21: Irregular Plurals .....	75
Unit 22: Contractions .....	79
Unit 23: Hard and Soft g, c .....	83
Unit 24: Compound Words .....	87
Unit 25: Suffixes er, est, en .....	90
Unit 26: Suffixes ful, ly, ness .....	93
Unit 27: Nouns .....	97
Unit 28: Verbs .....	100
Unit 29: Adjectives .....	103
Unit 30: Silent Consonants .....	107
Unit 31: Homophones .....	110
Unit 32: Antonyms .....	113
Unit 33: Synonyms .....	116
Unit 34: Syllables .....	119
Unit 35: Prefix re_ .....	122
Unit 36: Prefixes un_, dis_ .....	126

# 1. Spelling Strategy: Review of Short Vowels

When a word has one vowel at the beginning or between two consonants it will often have a short vowel sound. The letters ck, as in black, are often used after a short vowel. Long vowel words like week, and words with consonants before the ending like bank, just use k.

## 2. Word List:

Pattern Words	Sight Words
mess	black
hold	does
add	hundred
next	along
must	
head	



## 3. Word Sort:

Write the pattern and sight words under the key word with the same vowel.

cap	bell	fin	mop	bug
_____	_____	_____	_____	_____
_____	_____	_____	_____	_____
_____	_____	_____	_____	_____

## 4. Anaconda Game:

Play the anaconda game. Write the name of the picture on the line.


	r _____
	h _____
	a _____
	j _____

100	h _____
	b _____
	t _____
	s _____

### 5. Short or Long?

Say the words. Do they have a short or long vowel sound? Write the words under the short or long dog.

at	ate	us	use
cub	cube	kit	kite
hid	hide	cap	cape
back	bake	hop	hope
hug	huge	pan	pain



Short


\_\_\_\_\_

\_\_\_\_\_

\_\_\_\_\_

\_\_\_\_\_

\_\_\_\_\_



Long

\_\_\_\_\_

\_\_\_\_\_

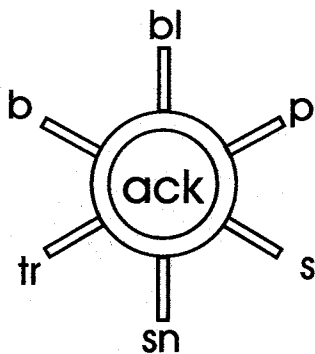
\_\_\_\_\_

\_\_\_\_\_

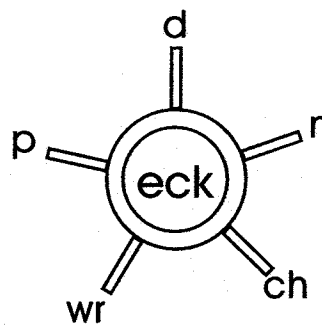
\_\_\_\_\_

### 6. Word Wheels:

Match the letters with the spelling patterns to make new words. Write the words on the line.



- a) \_\_\_\_\_
- b) \_\_\_\_\_
- c) \_\_\_\_\_
- d) \_\_\_\_\_
- e) \_\_\_\_\_
- f) \_\_\_\_\_



- a) \_\_\_\_\_
- b) \_\_\_\_\_
- c) \_\_\_\_\_
- d) \_\_\_\_\_
- e) \_\_\_\_\_

a) \_\_\_\_\_  
 b) \_\_\_\_\_  
 c) \_\_\_\_\_  
 d) \_\_\_\_\_  
 e) \_\_\_\_\_  
 f) \_\_\_\_\_

a) \_\_\_\_\_  
 b) \_\_\_\_\_  
 c) \_\_\_\_\_  
 d) \_\_\_\_\_  
 e) \_\_\_\_\_  
 f) \_\_\_\_\_

### 7. ck or k?

Words with short vowels spell the final /k/ sound ck. Long vowel words spelled with two vowels spell the final /k/ sound with just k. Finish each word with ck or k.

- |            |           |            |           |            |
|------------|-----------|------------|-----------|------------|
| soa _____  | clo _____ | thin _____ | sna _____ | skun _____ |
| mil _____  | bea _____ | stu _____  | wee _____ | san _____  |
| brea _____ | lea _____ | stea _____ | si _____  | du _____   |

### 8. Sentence Puzzles:



Use list words to finish the sentences.

- She walked a \_\_\_\_\_ the path to her grandmother's house.
- We m \_\_\_\_\_ take a break soon.
- When d \_\_\_\_\_ the n \_\_\_\_\_ bus come?
- There are more than one h \_\_\_\_\_ animals at the zoo.
- Who made this big m \_\_\_\_\_ on the floor?
- He tried to h \_\_\_\_\_ the big box.



### 9. X-Ray Eyes:

Use your x-ray eyes to fill in the missing letters.


- d \_\_\_ s      \_\_\_ l \_\_\_ g      bl \_\_\_ \_\_\_      h \_\_\_ ndr \_\_\_ d

# 1. Spelling Strategy: Review of Consonant Blends

Consonant blends are two consonant letters that appear together in a word. You can hear each letter in a consonant blend. Example: close, clothes, (note the /th/ sound in clothes). In the compound word almost, the second l is dropped.

## 2. Word List:

Pattern Words	Sight Words
smile	plant
friends	close
space	almost
trick	grow
clothes	last



## 3. Word Sort:

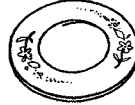
Write the pattern and sight words under the same consonant blend.

cl\_ 

---




---

pl\_ 

---

fr\_ 


---

gr\_ 


---

tr\_ 


---

sm\_ 

---

sp\_ 

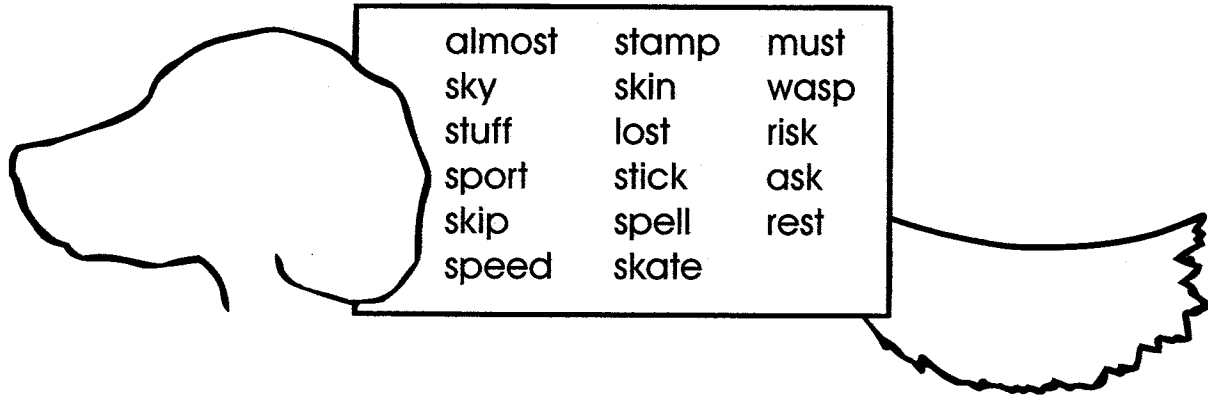
---

st\_ 

---

### 4. Heads or Tails:

The words in the box begin or end with an s blend. Look to see where the s blend is. Write them under the head or tail.









Heads

Tails

_____	_____	_____	_____
_____	_____	_____	_____
_____	_____	_____	_____
_____	_____	_____	_____
_____	_____	_____	_____

### 5. Twinkle, Twinkle:

Fill in the missing vowels to make words that begin with tw.



tw \_\_ lv \_\_

tw \_\_ g

tw \_\_ c \_\_

tw \_\_ n

tw \_\_ st

### 6. Homophones – close and clothes:

Say each word slowly. Listen for the /s/ sound in close and the /th/ sound in clothes. Words that sound alike but have different spellings and meanings are called homophones. Use each word in a sentence to show its meaning.


**Example:** Please **close** the door when you come in.  
I am going shopping to buy new **clothes**.

close: \_\_\_\_\_

clothes: \_\_\_\_\_

### 7. Word Building:

Use the letter tiles to build new words. You may use some letter tiles more than once.



ck

nk

ng

mp

ff

sh

bla \_\_\_\_\_

cla \_\_\_\_\_

bla \_\_\_\_\_

cla \_\_\_\_\_

bli \_\_\_\_\_

cli \_\_\_\_\_

blo \_\_\_\_\_

clo \_\_\_\_\_

blu \_\_\_\_\_

clu \_\_\_\_\_

### 8. X-Ray Eyes:



Use your x-ray eyes to fill in the missing letters.

pl \_\_\_ t

cl \_\_\_\_\_

\_\_ lm \_\_ st

la \_\_\_\_\_

gr \_\_\_\_\_