

# Spelling Blacklines

Grade 2

Written by Margot Southall  
Illustrated by S&S Learning Materials

ISBN 1-55035-351-9

Copyright 2005

Revised January 2006

All Rights Reserved \* Printed in Canada

## Permission to Reproduce

Permission is granted to the individual teacher who purchases one copy of this book to reproduce the student activity material for use in his/her classroom only. Reproduction of these materials for an entire school or for a school system, or for other colleagues or for commercial sale is strictly prohibited. No part of this publication may be transmitted in any form or by any means, electronic, mechanical, recording or otherwise without the prior written permission of the publisher. "We acknowledge the financial support of the Government of Canada through the Book Publishing Industry Development Program (BPIDP) for this project."

Published in the United States by:

On the Mark Press  
3909 Witmer Road PMB 175  
Niagara Falls, New York  
14305  
[www.onthemarkpress.com](http://www.onthemarkpress.com)

© On the Mark Press • S&S Learning Materials

Published in Canada by:

S&S Learning Materials  
15 Dairy Avenue  
Napanea, Ontario  
K7R 1M4  
[www.slearning.com](http://www.slearning.com)

OTM-1835 • SSRI-35 Spelling Blacklines Gr. 2

# Table of Contents

At A Glance™ .....	2
Teacher Information .....	4
Reproducible Book Cover .....	5
<b>Reproducible Student Work Sheets</b>	
Unit 1: Short Vowel Sound /a/ .....	6
Unit 2: Short Vowel Sound /e/ .....	10
Unit 3: Short Vowel Sound /i/ .....	13
Unit 4: Short Vowel Sound /o/ .....	16
Unit 5: Short Vowel Sound /u/ .....	20
Unit 6: Short Vowel Review .....	23
Unit 7: Long Vowel /a/ Spelled a, ai, a_e, ay .....	26
Unit 8: Long Vowel /e/ Spelled ee, ea .....	29
Unit 9: Long Vowel /i/ Spelled i, ie, i_e, igh .....	32
Unit 10: Letter y as i or e .....	36
Unit 11: Long Vowel /o/ Spelled o, oa, o_e, ow .....	39
Unit 12: Two Sounds of oo .....	43
Unit 13: Long Vowel /u/ Spelled ue, u_e, ew .....	46
Unit 14: Consonant Blends with l .....	49
Unit 15: Consonant Blends with r .....	52
Unit 16: Consonant Blends with s .....	56
Unit 17: Consonant Blends with s .....	60
Unit 18: Consonant Digraphs with ch, sh .....	63
Unit 19: Consonant Digraphs with th, wh .....	66
Unit 20: Final Consonant /k/ Spelled ck .....	69
Unit 21: Final Double Consonants ff, ll, ss .....	72
Unit 22: Final Consonants ld, ft .....	76
Unit 23: Final Consonants ct, lt, mp .....	79
Unit 24: Final Consonants nd, ng, nk, nt .....	82
Unit 25: “r” Controlled Vowels ar, or .....	86
Unit 26: “r” Controlled Vowels er, ir, ur .....	90
Unit 27: Diphthongs oi, oy .....	94
Unit 28: Diphthongs ou, ow .....	97
Unit 29: Irregular Short Vowel /ô/ Spelled au, aw, all, alk .....	101
Unit 30: Contractions .....	104
Unit 31: Suffix _ing .....	108
Unit 32: Suffix _ed .....	112
Unit 33: Suffixes _er, _est, _en .....	116
Unit 34: Plurals .....	120
Unit 35: Change Final y to i .....	123
Unit 36: Word Ending _le .....	127

### 1. Spelling Strategy:

When a word has one vowel at the beginning or between two consonants it will often have a **short vowel** sound. The vowel sound in **and** and **sat** is called the **short a** sound. The short a sound may be spelled with a single letter a.

### 2. Word List:

Pattern Words	Sight Words	Bonus Words
sat ran jam bag map	can and that was have	hat man ham rag tap

### 3. Word Sort:


**Write** the Pattern and Bonus words in the shape with the same spelling pattern.


The word sort activity features five illustrations, each with a blank space for writing a word that matches the spelling pattern shown:

- Cat:** The word **\_\_at** is written on the cat's chest.
- Cap:** The word **\_\_ap** is written on the front of the cap.
- Fan:** The word **\_\_an** is written on the top of the fan.
- Jar:** The word **\_\_am** is written on the front of the jar.
- Bag:** The word **\_\_ag** is written on the front of the bag.

## 4. Sentence Puzzles:

Use list words to **finish** the sentences.



a) The cat s\_\_\_\_\_ on the .


b) I r\_\_\_\_\_ to the .


c) We like j\_\_\_\_\_ on our .

d) I have a b\_\_\_\_\_ of .

e) My  is on the m\_\_\_\_\_.

f) We h\_\_\_\_\_ two  a \_\_\_\_\_ a .

g) Did you see t\_\_\_\_\_  I made?

h) It w\_\_\_\_\_ as big as a .

## 5. Word Math:

Add the letters and spelling patterns to make words.

b + ag = \_\_\_\_\_ h + am = \_\_\_\_\_ c + an = \_\_\_\_\_

n + ag = \_\_\_\_\_ j + am = \_\_\_\_\_ f + an = \_\_\_\_\_

r + ag = \_\_\_\_\_ r + am = \_\_\_\_\_ m + an = \_\_\_\_\_

t + ag = \_\_\_\_\_ s + am = \_\_\_\_\_ r + an = \_\_\_\_\_


c + ap = \_\_\_\_\_ c + at = \_\_\_\_\_ b + and = \_\_\_\_\_

l + ap = \_\_\_\_\_ th + at = \_\_\_\_\_ h + and = \_\_\_\_\_

n + ap = \_\_\_\_\_ h + at = \_\_\_\_\_ l + and = \_\_\_\_\_

t + ap = \_\_\_\_\_ s + at = \_\_\_\_\_ s + and = \_\_\_\_\_

6. Word Building:



Match the letter tiles with the spelling patterns to make new words.

\_\_ad    \_\_ag    \_\_am    \_\_an    \_\_at

a   m   c   p   n   r   t   h   b   s   f

_____	_____	_____
_____	_____	_____
_____	_____	_____

7. Read and Draw:



Draw a picture to match the words. Write the words on the line.

The cat was black.

\_\_\_\_\_

\_\_\_\_\_

I have a can of pop.

\_\_\_\_\_

\_\_\_\_\_

I sat on the sand.

\_\_\_\_\_

\_\_\_\_\_

### 8. Word Shapes:

Look at the shape of the Sight words in your spelling list. Write the list word inside the shape that matches it.


and

have

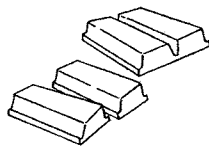
that

was

can



### 9. Chunk Hunt:




Words are made up of chunks like a candy bar. We use word chunks we know to **read** and **spell**. Look for a chunk in each word. Circle the chunks and write them on the line. Some words have more than one chunk.

Example: cabin - ab, in




Batman \_\_\_\_\_




ambulance \_\_\_\_\_




crab \_\_\_\_\_



ladder \_\_\_\_\_



apple \_\_\_\_\_



flag \_\_\_\_\_

### 1. Spelling Strategy:

The vowel sound in **egg** and **red** is called the **short e** sound. The short e sound may be spelled with the letter e.

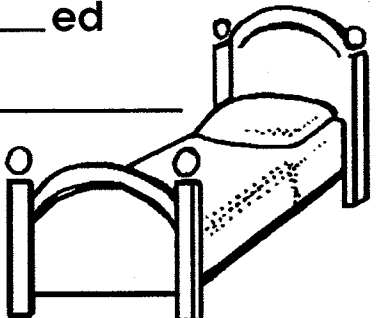
### 2. Word List:

Pattern Words	Sight Words	Bonus Words
red	let	tell
yet	yes	fell
rest	set	wet
sell	best	west
pen	went	sent

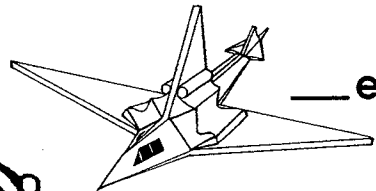
### 3. Word Sort:

**Write** the Pattern and Bonus words in the shape with the same spelling pattern.

\_\_\_\_ed




\_\_\_\_et



\_\_\_\_\_

\_\_\_\_\_


\_\_\_\_est



\_\_\_\_\_


\_\_\_\_\_

\_\_\_\_en



\_\_\_\_\_

\_\_\_\_ell




\_\_\_\_\_

\_\_\_\_\_

\_\_\_\_\_

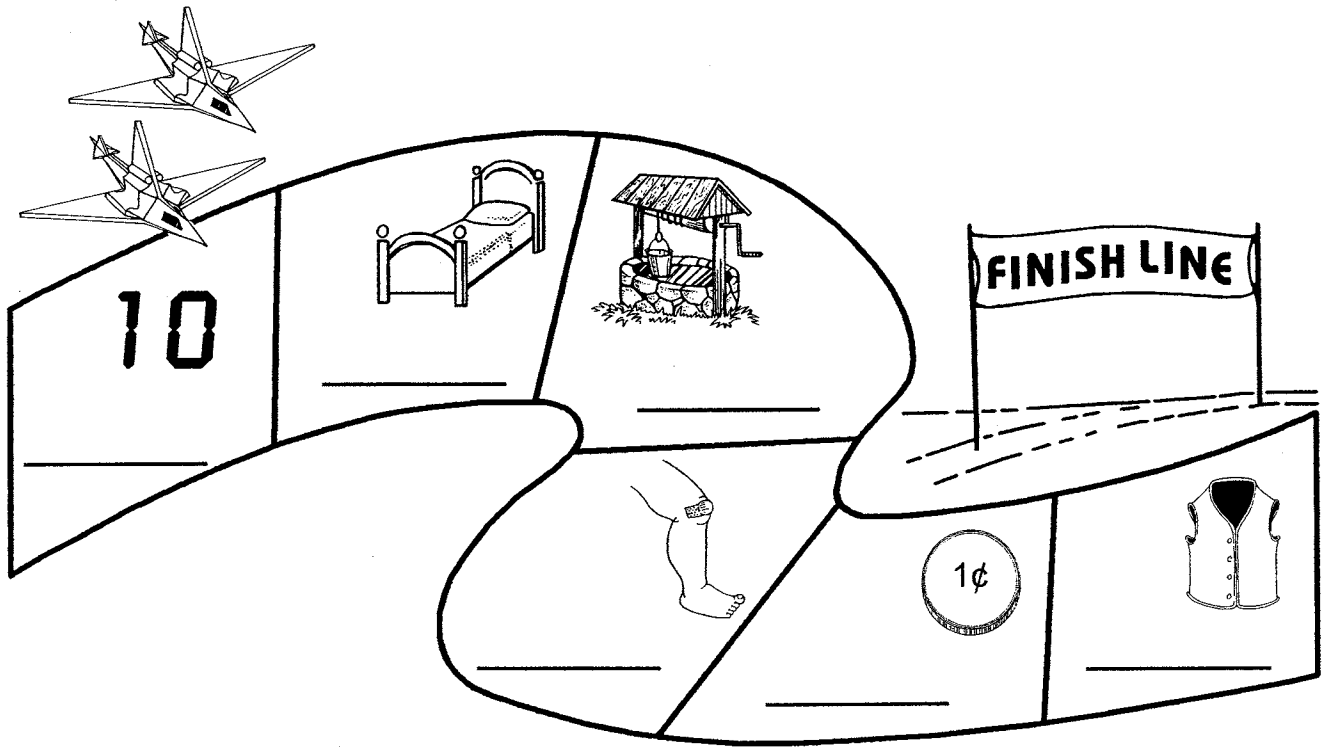
\_\_\_\_ent



\_\_\_\_\_

### 4. Ready, Set, Go!

The jets are having a race. **Write** the name of each picture on the line.



### 5. Time to Rhyme:

Say the name of the rhyming pictures. **Write** the name of the pictures.



### 6. Word Jumble

The letters in the Sight words have been mixed up. Put them in the right order.

t w n e

t l e

s y e

t s e

t s b e

\_\_\_\_\_

\_\_\_\_\_

\_\_\_\_\_

\_\_\_\_\_

\_\_\_\_\_