

Beginning Manuscript Modern Style

Sailing through Handwriting Series

Grades PreK-2

Written by Marie-Helen Goyetche
Illustrated by Ric Ward

About the author: Marie-Helen Goyetche is the author of over 100 parenting/educational articles for national and regional magazines. When Marie-Helen isn't writing, she teaches in an elementary school and at the local community college in Early Childhood Education. Marie-Helen lives with her husband and her two sons.

Thanks to Mountainview Elementary and St. Jude Elementary schools for field-testing this book.

ISBN 978-1-55035-773-8

Copyright 2006

Revised September 2008

All Rights Reserved * Printed in Canada

Permission to Reproduce

Permission is granted to the individual teacher who purchases one copy of this book to reproduce the student activity material for use in his/her classroom only. Reproduction of these materials for an entire school or for a school system, or for other colleagues or for commercial sale is **strictly prohibited**. No part of this publication may be transmitted in any form or by any means, electronic, mechanical, recording or otherwise without the prior written permission of the publisher. "We acknowledge the financial support of the Government of Canada through the Book Publishing Industry Development Program (BPIDP) for this project."

Published in the United States by:
On The Mark Press
3909 Witmer Road PMB 175
Niagara Falls, New York
14305
www.onthemarkpress.com

Published in Canada by:
S&S Learning Materials
15 Dairy Avenue
Napane, Ontario
K7R 1M4
www.sslearning.com

Sailing through Handwriting Series



Table of Contents

At A Glance	2
Teacher Assessment – Six S’s Rubric	4
Student Self-Assessment – Six S’s Rubric	4
Teacher Guide	
The Analogy – Handwriting & Sailing	5
Organization of the Resource	5
Here’s Our Crew!	6
Paper Position Diagram.....	6
Reproducible Worksheets	
Manuscript Alphabet (Modern Style)	7
Pre-Writing Practice	8
Lowercase Letters – a to z	9
Numerals & Number Words – 0 to 9	35
Uppercase Letters – A to Z	38
Blank Lined Page	64

Manuscript Alphabet (Modern Style)

l i t v u w x y k z c e o

a d g q f j r n m h b p s

L T I F E H C G O Q

S U D P R B J V W

X Y A N M Z K

1 2 3 4 5 6 7 8 9 0

l i t v w x y k z c e o a

d g q f j r n m h b p s

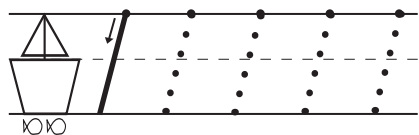
L T I F E H C G O Q

S U D P R B J V W

X Y A N M Z K

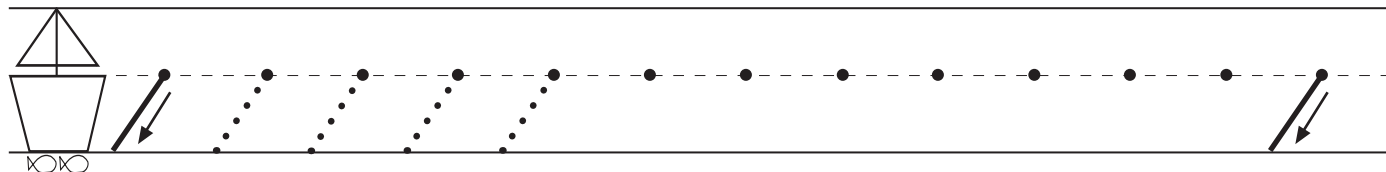
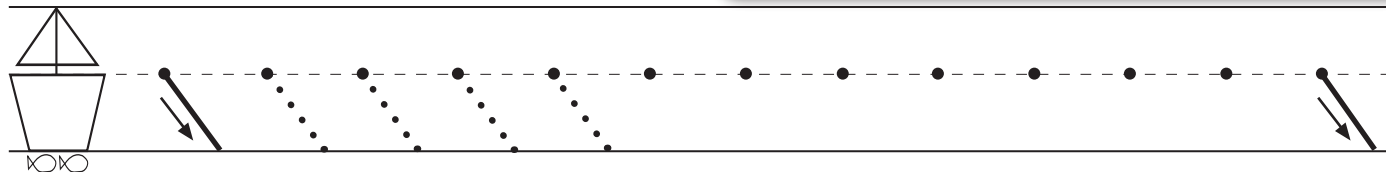
1 2 3 4 5 6 7 8 9 0

Name: _____



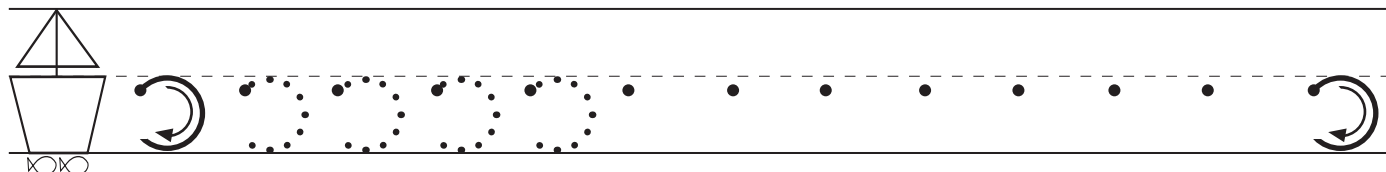
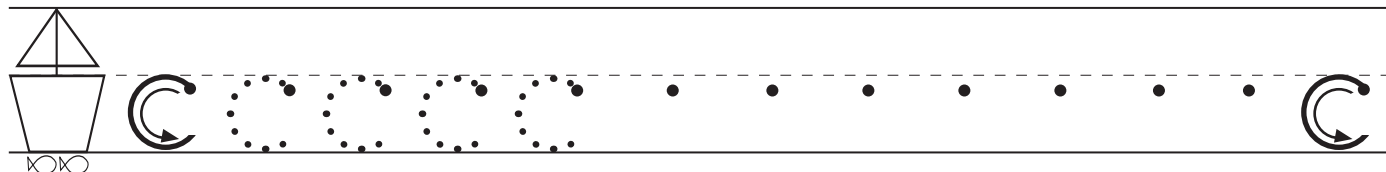
Welcome aboard! I am one of the sailors that will guide you on your writing journey. For each letter, read the words and try the letter up in the air. Practice the movements: up and down, forward slant, backward slant, and curves. Have fun and write well!

Bonita



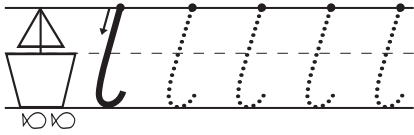
Draw the words in the boxes below.

<i>boat</i>	<i>sailor</i>	<i>fish</i>



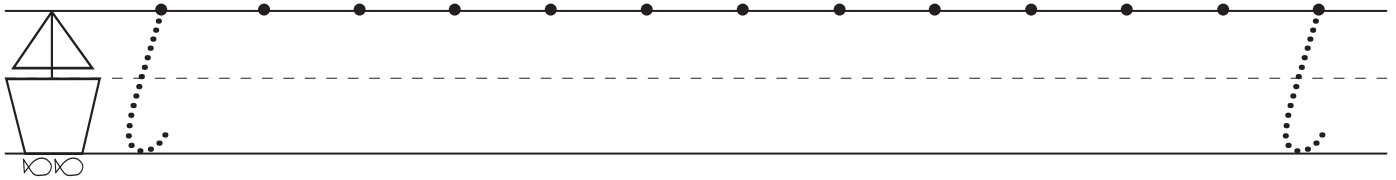
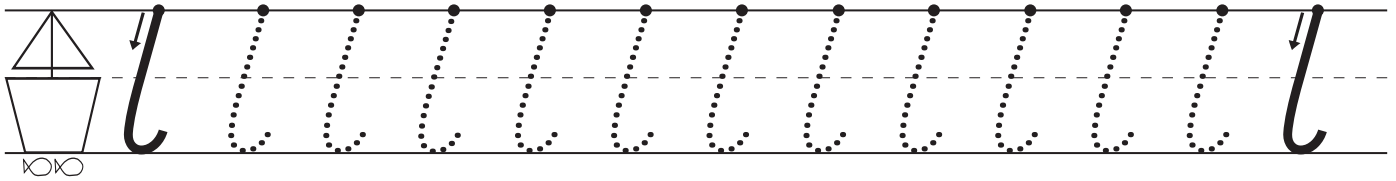
Extension Activity: Have the children mold, roll, pinch and pull play dough by having their palms facing each other and encourage them to use their fingers.

Name: _____



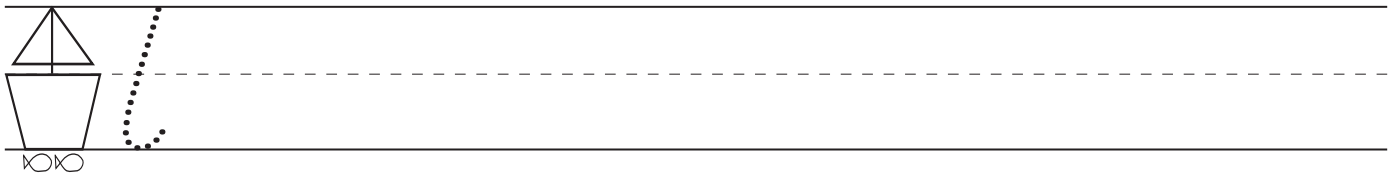
Start at the tip of the sail, go down and at the edge of the water, curl up a little bit. Don't pass the water line.

Issa



Draw these l words in the boxes below.

<i>lily</i>	<i>lion</i>	<i>ladybug</i>
-------------	-------------	----------------



Extension Activity: Take two, flavored gelatine mixes of different colors. Empty each package of gelatine in a bowl and add just enough water to wet the powder, but not enough to dissolve it. Try to make it into a gel. Allow the children to finger paint with one color at a time. The room will smell nice and no worries about licking fingers.