

Numeration

Grades 1-3

Written by Ruth Solski
Illustrated by S&S Learning Materials

ISBN 1-55035-720-4

Copyright 2002

Revised January 2006

All Rights Reserved * Printed in Canada

Permission to Reproduce


Permission is granted to the individual teacher who purchases one copy of this book to reproduce the student activity material for use in his/her classroom only. Reproduction of these materials for an entire school or for a school system, or for other colleagues or for commercial sale is strictly prohibited. No part of this publication may be transmitted in any form or by any means, electronic, mechanical, recording or otherwise without the prior written permission of the publisher. "We acknowledge the financial support of the Government of Canada through the Book Publishing Industry Development Program (BPIDP) for this project."

Published in the United States by:
On the Mark Press
3909 Witmer Road PMB 175
Niagara Falls, New York
14305
www.onthemarkpress.com





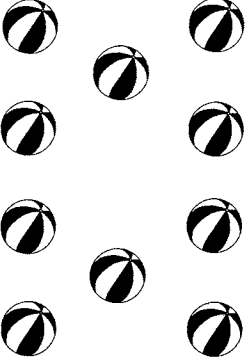
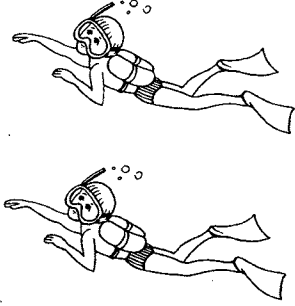

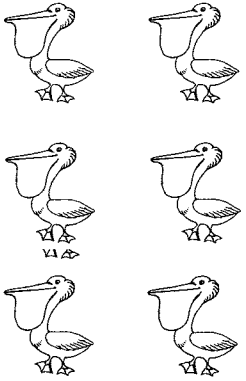

Published in Canada by:
S&S Learning Materials
15 Dairy Avenue
Napanee, Ontario
K7R 1M4
www.sslearning.com



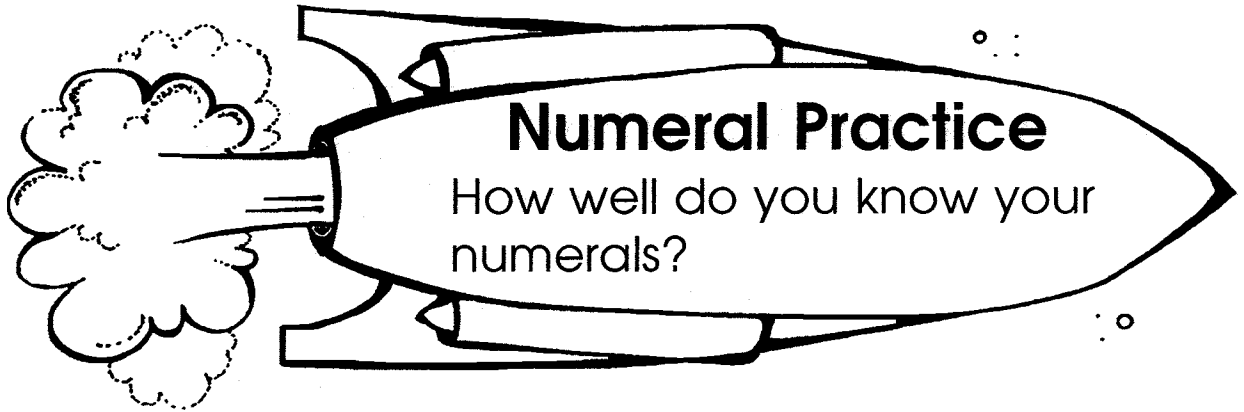
Numerical Practice



Circle the numeral that is the same as each set.

<p>A.</p> 	<p>B.</p> 	<p>C.</p> 	<p>D.</p> 
<p>4 6 3</p>	<p>7 5 8</p>	<p>4 5 7</p>	<p>9 8 7</p>
<p>E.</p> 	<p>F.</p> 	<p>G.</p> 	<p>H.</p> 
<p>9 10 8</p>	<p>4 3 2</p>	<p>7 9 8</p>	<p>5 7 6</p>
<p>I.</p> 	<p>J. Count by 1's to 10.</p> <p>_____</p> <p>_____</p> <p>_____</p> <p>_____</p> <p>_____</p>		
<p>6 9 8</p>			

Skill: Number Concepts to 10



1. Count backwards by 1's.

10 _____, _____, _____, _____, _____, _____, _____, _____, _____

2. Count by 1's. Put in the missing numerals.

1, _____, _____, _____, _____, _____, _____, _____, _____

3. Complete each sequence of numerals.

a. 5, _____, _____, _____, _____

d. 2, _____, _____, _____, _____

b. 1, _____, _____, _____, _____

e. 4, _____, _____, _____, _____

c. 6, _____, _____, _____, _____

f. 7, _____, _____, _____, _____

4. What comes before and after each numeral?

a. _____, 9, _____

b. _____, 7, _____

c. _____, 5, _____


d. _____, 6, _____

e. _____, 8, _____


5. Complete the countups.

1	1	1	1
1	1	1	1
1	1	1	1
1	1	1	1
5	4	3	2
_____	_____	_____	_____

Number Practice



Circle the numeral that is the same as the pattern on each domino.



<p>A</p>	<p>B</p>	<p>C</p>
<p>15 13 11</p>	<p>12 15 17</p>	<p>19 18 17</p>
<p>D</p>	<p>E</p>	<p>F</p>
<p>15 17 16</p>	<p>19 20 16</p>	<p>19 18 20</p>
<p>G</p>	<p>H</p>	<p>I</p>
<p>15 13 14</p>	<p>11 10 13</p>	<p>19 20 18</p>

Count by 1's to 20.

1, _____

11, _____

Skill: Recognition of Number Concepts; Recording Numerals