

ESL Teaching Ideas

Grades K-8

**Written by Paul and Clare Reid
Illustrated by S&S Learning Materials**

ISBN 1-55035-547-3

Copyright 1998

Revised January 2006

All Rights Reserved * Printed in Canada

Permission to Reproduce

Permission is granted to the individual teacher who purchases one copy of this book to reproduce the student activity material for use in his/her classroom only. Reproduction of these materials for an entire school or for a school system, or for other colleagues or for commercial sale is **strictly prohibited**. No part of this publication may be transmitted in any form or by any means, electronic, mechanical, recording or otherwise without the prior written permission of the publisher. "We acknowledge the financial support of the Government of Canada through the Book Publishing Industry Development Program (BPIDP) for this project."

Published in the United States by:

On the Mark Press
3909 Witmer Road PMB 175
Niagara Falls, New York
14305
www.onthemarkpress.com

© On the Mark Press • S&S Learning Materials

Published in Canada by:

S&S Learning Materials
15 Dairy Avenue
Napane, Ontario
K7R 1M4
www.sslearning.com

OTM-1812 • SSR1-12 ESL Teaching Ideas



Table of Contents

Objectives	4
Teacher Suggestions	5
Oral Games	6
Bibliography	7
Getting To Know Me - <i>Introduction</i>	8
Getting To Know Me - <i>Activities</i>	9
Colors and Shapes - <i>Introduction</i>	21
Colors and Shapes - <i>Activities</i>	22
My School - <i>Introduction</i>	29
My School - <i>Activities</i>	30
Clothing - <i>Introduction</i>	39
Clothing - <i>Activities</i>	40
Weather - <i>Introduction</i>	48
Weather - <i>Activities</i>	49
Visual Aids	59
Tic Tac Toe	73
Answer Key	74
Reproducible Graphics	79



Getting To Know Me

Introduction to Activities

Begin with oral activities. Choose a small number of pictures from the Visual Aids cards (pages 59-61) and name them, having the student repeat after you. Give him/her duplicate cards to match to the original set. Play a matching game with the pairs of cards, turning them over for a greater challenge. Add to the number of cards you use each day until the student has mastered all of the vocabulary.

Teach songs, chants or fingerplays related to the key vocabulary, such as "Head and Shoulders, Knees and Toes" to provide additional oral practice for the student.

Play "Tic Tac Toe" or "Body Bingo" for a few minutes each day to provide repetition of the key vocabulary. (Provided on pages 9-13) You may wish to use a peer buddy to do this with the ESL student.


Use page 14 to reinforce word recognition describing the head and face.

Use page 15 to reinforce word recognition describing the body. The student should draw the face and hair.

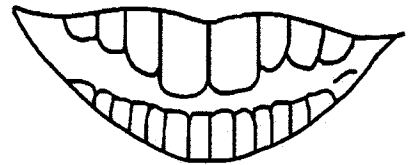
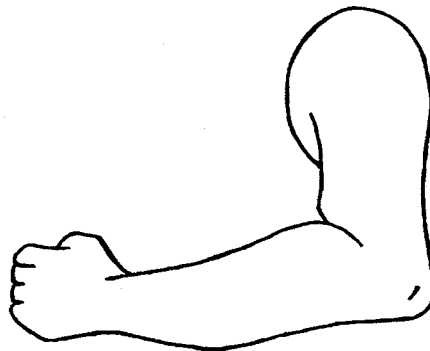
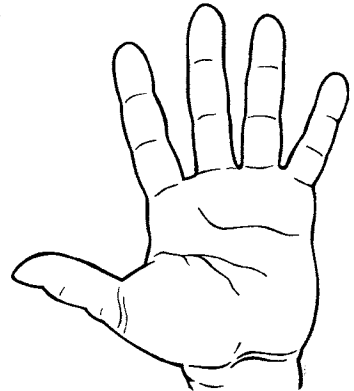
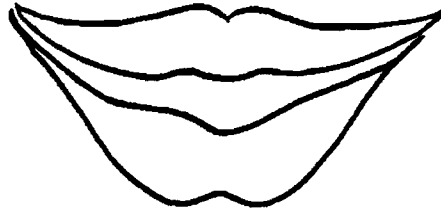
Page 16, "Where do I belong?" should be done together with the student. Note whether or not he/she is able to read each word independently. If not, read it aloud and assist the student with placing the word in the correct column.

Make sufficient copies of page 17, "Family Picture Cards" for the student to color, cut out and glue onto construction paper squares, for greater durability. Use them for oral practice first; i.e. "This is my father. His name is _____." Make a set of the word cards provided on page 18 to use for a matching game.

The final activity in this section, found on pages 19 and 20 is a booklet for the student to list and illustrate his or her personal information.



Tic/Tac/Toe





Body Bingo

