

CANADA

Grade 1




About This Book

Make your students more aware of our Canadian Heritage and this spectacular country. Reproducible story book, student booklet and answer key included along with 42 activities, teacher information and suggestions.

Written by: Ruth Solski
Illustrated by: Sean Parkes
Item #J1-01

Original Publication: 1997
Revision: 1999
©1997 Ruth Solski



CANADA



Table of Contents

Learning Objectives	2
Vocabulary For Canada	2 - 8
Teacher Information	8 - 14
Bibliography of Canadian Resources	14 - 15
Teacher Input Suggestions	15 - 23
List of Skills	24
Reproducible Student Activity Tracking Sheet	25
Reproducible Storybook on Canada	26 - 37
Reproducible Student Booklet on Canada	38 - 47
Answer Key For Student Booklet	48
Independent Activity Centre Ideas	49 - 51
Phonics Activity Cards	52 - 60
Word Study Activity Cards	61 - 77
Reading Activity Cards	78 - 84
Creative Writing Activity Cards	85 - 89
Brainstorming Activity Cards	90 - 94
Research Activity Cards	95 - 99
Printing Activity Cards	100 - 105
Mathematics Activity Cards	106 - 116
Reproducible Pictures	117
Reproducible Blank Activity Cards	118

© 1997 Ruth Solski (Revised)

Permission is granted to the individual teacher who purchases one copy of "**Canada**", to reproduce the activities for use in his/her classroom **only**. Reproduction of these materials for an entire school, or for a school system, or for other colleagues, or for commercial sale is **strictly prohibited**.

"We acknowledge the financial support of the Government of Canada through the Book Publishing Industry Development Program for our publishing activities."

ISBN 0-921511-60-4



Learning Objectives

1. To have the students participate in a study of the country of Canada.
2. To introduce the concept of a map and a globe and to show how to use them to locate Canada.
3. To make students aware that Canada is divided into ten provinces and three territories.
4. To develop an awareness and recognition of the symbols that pertain to Canada.
5. To show students and make them aware that Canadian customs and lifestyles vary across Canada.
6. To arouse a patriotic spirit in young Canadian students for their own country.
7. To show students that Canada is a mosaic of different cultures.

Vocabulary For Canada

The following vocabulary has been classified into various groups. Each group of words may be printed on an individual chart that bears the correct title, or the charts may bear headings and the students would brainstorm for words that pertain to Canada. The teacher may classify the words on the correct charts.

The words on the charts may be numbered and a picture may be drawn beside each word, or a picture may be pasted beside it. Reproduce the picture cards in this unit and use them whenever you can on the vocabulary charts. This method enables students to locate words that they need to complete writing exercises and activities quickly and independently.

Many phonetic skills may be taught or reinforced using the charts.

- e.g.
- Initial and Final Consonants
 - Blends
 - Digraphs
 - Compound Words
 - Syllabication
 - Rhyming
 - Long and Short Vowels
 - Alphabetical Order

Canadian Words:

neighbourhood, community, country, province, territory, town, city, village, farm, ranch, lake, river, stream, mountains, waterfalls, flag, maple leaf, maple syrup, Canadian, French, English, multicultural, people, Prime Minister, Premier

Canadian Money:

cent, penny, nickel, dime, quarter, fifty cent piece, half dollar, one dollar coin (nicknamed the loonie), two dollar coin, paper money, dollars, coins



Canadian People:

English, French, Native People, Chinese, Japanese, West Indian, East Indian, Black, Pakistanian, Scottish, Irish, Korean, Viet Nameese, Jamaican, Trinidadian, Spanish, German, Polish, Ukrainian, Russian, Swedish, Hungarian, Czechoslovakian, Italian, African, Inuit

Provinces and Territories:

Newfoundland, Nova Scotia, New Brunswick, Prince Edward Island, Québec, Ontario, Manitoba, Saskatchewan, Alberta, British Columbia, Yukon, North West Territories, Nunavut

Capital Cities:

St. John's (Newfoundland and Labrador); Halifax (Nova Scotia); Fredericton (New Brunswick); Charlottetown (Prince Edward Island); Québec City (Québec); Toronto (Ontario); Winnipeg (Manitoba); Regina (Saskatchewan); Edmonton (Alberta); Victoria (British Columbia); Yellowknife (Northwest Territories); Whitehorse (Yukon); Iqaluit (Nunavut); Ottawa (Canada)

Canadian Animals:

beaver, polar bear, black bear, grizzly bear, moose, deer, mountain goat, mountain sheep, wolf, chipmunk, fox, skunk, raccoon, woodchuck, porcupine, wolf, prairie dog, rabbit, caribou, musk ox, Arctic fox, Arctic wolf, opossum, lynx, mountain lion, weasel, brown bear, muskrat, seals, walrus, whales

Canadian Birds:

Canada goose, snowy owl, Arctic tern, bluejay, robin, crow, owl, chickadee, eagle, loon, duck, prairie grouse, crane, wren, sparrow, starling, heron, seagull, swan, hawk, gyrofalcon, hummingbird, junco, nuthatch

Canadian Fish:


salmon, trout, pike, pickerel, bass, herring, cod, mackeral, whitefish, halibut, flounder

Canadian Symbols:


flag, maple leaf, red colour, white colour, coat of arms, provincial flowers, provincial flags, provincial birds, provincial crests, beaver, moose, the Bluenose schooner, Bonhomme, polar bear, Royal Canadian Mounted Police (R.C.M.P.), maple syrup, Canadian money, Inuit art, totem poles

Canadian Sports:

hockey, baseball, football, soccer, basketball, volleyball, swimming, ice skating, tennis, golf, lacrosse, ringette, bowling, biking, kayaking, canoeing, hiking, sculling, skiing, gymnastics, curling



CANADA



List of Skills

Phonics:

1. Initial Consonant "C"
2. Initial Consonant "R"
3. Initial Consonant "M"
4. Initial Consonant "B"
5. Initial Consonant Review
6. Matching Initial Consonant to Word Ending

Word Study:

1. Word Puzzles
2. Picture/Word Matching
3. Province or Territory Shape/Name Matching
4. Province Word Puzzles
5. Alphabetical Order

Reading:

1. Sentence/Picture Matching
2. Sentence/Picture Matching
3. Sentence Puzzles
4. Riddle/Answer Matching
5. Illustrating Words

Printing:

1. Copying the Poem "Canada"
2. Copying the Poem "Canada's Flag"
3. Copying Canadian Words
4. Copying Canadian Sentences
5. Copying the Poem "The Beaver"

Mathematics:

1. Matching Words to Coins
2. Matching Coins to Money
3. Subtraction Fact/Answer Matching
4. Addition Fact/Answer Matching
5. Counting by 10's
6. Counting by 5's
7. Counting by 1's

Creative Writing:


1. Completing Sentences
2. A Famous Place in Canada
3. Making Up a Riddle
4. Writing About Canada
5. Story About Where You Live


Brainstorming:

1. Seasonal Fun in Canada
2. Things in a City/Town
3. Red Things
4. Canadian Animals
5. Canadian Birds


Research:

1. Locating/Recording Places Found in Canada
2. Researching Your Own Province or Territory
3. Researching a Different Province or Territory
4. Researching/Illustrating a Canadian Animal
5. Researching/Illustrating a Canadian Bird





CANADA











Brandon Beaver's Tracking Sheet




Name: _____


Colour the number of each activity that you do red.

I did _____ activities about Canada.

<p>Brandon Beaver's Sounds</p> 	<p>Brandon Beaver's Thinking</p> 
<p>Brandon Beaver's Words</p> 	<p>Brandon Beaver's Research</p> 
<p>Brandon Beaver's Reading</p> 	<p>Brandon Beaver's Printing</p> 
<p>Brandon Beaver's Tales</p> 	<p>Brandon Beaver's Mathematics</p> 



CANADA




Brandon Beaver's Storybook on Canada

Brandon Beaver's Canada Storybook has been designed to be used in any of the following ways:

1. Reproduce and colate the pages to make individual storybooks for your students to colour and read. The students may practise reading the books at school and then take them home to read to their parents.
2. The pages may be reproduced, coloured, mounted on a sturdy backing and laminated. The pages may also be cerloxed to make individual storybooks and placed at a reading centre.
3. Enlarge the pages on the photocopier to make big books for large group reading.
4. Cover up the text on each page. Reproduce the pages and collate them. The students may write their own information stories or dictate them to a recorder. The recorder may be the teacher, a parent volunteer or an older student.
5. Cover the pictures and reproduce the pages with only the text. Collate the pages and have the students read the text and illustrate a picture to correspond with it.
6. Duplicate the pages. Colour, mount and laminate each page. Cut up the pages to make puzzle pieces. Store the pieces in an envelope. The students may put the puzzle pieces together and read the sentences.
7. Enlarge the pictures and use for group discussions.



Brandon Beaver's



CANADA

